



ELD ARENA SPREAD-A-BAR®

Please find below a few tips on maintaining your Arena Surface with the ELD Arena Spread-a-bar®



• Start about ½ a metre in from the Arena Edge during the first round - this will help to fill in the trench that often occurs around the outside track of the arena. As you come around again you can then run the ELD Arena Spread-a-bar® up against the edge of your arena.

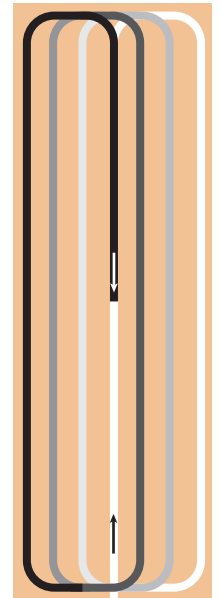


• The ELD Arena Spread-a-bar® is weighted and in-filled - this design will also pick up surface in heavier areas and distribute it to areas that have less. If you drive too fast or have it hooked up too high on the towing vehicle (lifting the front of the ELD Arena Spread-a-bar®) it will not be able to do its job and this can result in 'speed humps' or corrugation in your surface.

• We recommend using the flat side for everyday use. The tined side can be used when your Arena Surface may have become compacted or requires loosening up.



• Offset your ELD Arena Spread-a-bar® to one side of your towing vehicle to ensure you are able to get right up to the edge of your arena.

• Each time you use your ELD Arena Spread-a-bar® start in a different corner of the arena, by placing the ELD Arena Spread-a-bar® in the corner you will drag out any built up surface.



• We recommend trying different patterns each arena maintenance session. Big circles to help even out ruts along the sides. Small half-arena size circles will help desitribute sand if the arena has developed high and low spots. Working in figure 8 patterns to even out sections of deep footing and bare areas. Dragging lengthways will shift footing toward the ends of the arena.

AS A ROUGH GUIDE

**IF YOU WORK 1 HORSE PER DAY, THE ARENA WILL REQUIRE MAINTENANCE A MINIMUM OF ONCE PER WEEK;
2 HORSES PER DAY = TWICE PER WEEK; 3 HORSES PER DAY = THREE TIMES PER WEEK AND SO ON.**

Use this as a guide only.

PLEASE DO NOT HESITATE TO CONTACT TODD CUNNINGHAM 0407 149 637

Equestrian Land
Developments Pty Ltd

www.equestrianlanddevelopments.com

A PO Box 141 Fernvale Qld 4306
E info@equestrianlanddevelopments.com

